

Road Safety Week



An assembly
about safe
behaviour
near roads.




to know how to walk near and cross the road safely.



Walking Safely Near School

Did you have to cross any roads to get into school today?

How did you do it?






The Green Cross Code

1. Find a safe place to cross.
2. Stop just before you get to the kerb.
3. Look all around for traffic and listen.
4. If traffic is coming, let it pass.
5. When it is safe, go straight across the road - do not run.


What if there are cars all along the side of the road?

Sometimes there just aren't any clear spaces.
What can you do to make it as safe as possible?


1. Choose a space between two cars where it is easy to get to the other side of the road.



2. Make sure that neither car is about to move off – look for drivers in the cars and listen for engines.



3. Walk to the outside edge of the cars and stop.
4. Look all around for traffic.



5. When it is clear, cross over the road, still looking and listening as you go.



Be Bright, Stay Safe!

Always wear light or bright-coloured clothing, even in the daytime.

Help the car drivers to spot you!



Be Safe on the Road!

Use a crossing if there is one.

Dress brightly.

Follow the Green Cross Code.

